

FAQ Hawaii, Inc.

2007 POINT-IN-TIME COUNT

State of Hawaii
Hawaii Public Housing Authority
Homeless Programs Branch
Bridging the Gap Continuum of Care
1002 N. School Street
Honolulu, HI 96817

April 5, 2007

BACKGROUND

In December of 2006, Bridging the Gap, the rural county Continuum of Care, and the State of Hawaii Homeless Programs Branch put forward an RFP for a vendor to plan and coordinate the 2007 Point-In-Time-Count in the three rural counties in the State of Hawaii. FAQ Hawaii, Inc. was awarded the contract to assist in the planning and the coordination of the 2007 Point-In-Time-Count among the neighbor island counties of Hawaii, Maui, and Kauai.

OBJECTIVES

There were two main objectives of the 2007 Point-In-Time-Count. The first was to obtain, to the maximum extent possible, a reliable enumeration of person and families who were experiencing homelessness in the three rural counties during the day of the point-in-time count. The second objective was to fulfill a requirement by the United States Department of Housing and Urban Development (HUD) that local governments receiving HUD homeless assistance funds conduct a point-in-time count every two years of persons who are experiencing homelessness. The Point-In-Time-Count is required by HUD to take place sometime in the last week of the month of January. The Point-In-Time-Count for Kauai was conducted on Friday, January 26 while the Point-In-Time-Count for both Maui and the Big Island was conducted on the last day of January, the 31st.

PLANNING AND COORDINATION

Working with both the State Homeless Programs Branch and Bridging the Gap, FAQ Hawaii planned and coordinated the 2007 Point-In-Time-Count. The count was only to be among the unsheltered homeless population in the rural counties. The Homeless Programs Branch independently undertook a separate count of persons and families experiencing homelessness who resided in shelters on the day of the count for each county.

FAQ Hawaii first met with the State of Hawaii Homeless Programs Branch to plan the coordination of the Point-In-Time-Count. FAQ Hawaii worked with the HPB to develop a tally sheet for the counts and a survey instrument used to estimate the number of homeless individuals experiencing homelessness who meet the definition of a "chronically homeless person".

FAQ Hawaii also met with Homeless Programs Branch to finalize count procedures and protocols, identifying staffing/personnel requirements of each county, and planned for the training of personnel who conducted the field counts.

Working with the rural County Continuums of Care, FAQ Hawaii utilized the field staff of each county recruited for the count. The field staff of each county included outreach workers, case managers, and other employees of homeless service agencies since they possess the knowledge, information and experience regarding the location of persons experiencing homelessness and will have developed a mutual trust with many persons experiencing homeless which facilitated the field counts.

Each county mapped (See Appendix A) and identified the locations where unsheltered persons and families experiencing homelessness were known to reside and assigned field staff and other personnel needed to conduct field counts at each location.

FAQ Hawaii met with the County Continuum of Care of each county for a training session for the count procedures and protocols as well as training for the survey instrument. FAQ Hawaii also provided McDonald's food coupons to encourage the homeless to be present for the point-in-time count. As an incentive to have a sufficient amount of volunteers for the count, FAQ Hawaii provided either a gas card or a gift card to each volunteer who participated in the count.

HOMELESS COUNTS

After the tally sheets were collected and turned in to FAQ Hawaii by each respective county, FAQ Hawaii produced a table that summarized the counts by areas for each county and one combined for all three counties. The data from the surveys (Appendix B) to estimate the number of "chronically homeless" were keypunched and processed using the data entry software program, SPSS. The data from the surveys were also used to estimate the projections of the homeless counts by various categories (Appendix C).

Summary of Homelessness Population and Subpopulations by County (2007)

	BIG ISLAND	MAUI	KAUAI	TOTAL
Number of Families with Children (Family Households):	135	31	9	175
1. Number of Persons in Families with Children	534	88	44	666
2. Number of Single Individuals and Persons in Households without Children	484	299	116	899
Total Homeless Persons (Unsheltered)	1,018	387	160	1,565
Unsheltered Chronically Homeless	344	122	69	535

Summary of Homelessness Population and Subpopulations by County (2005)

	BIG ISLAND	MAUI	KAUAI	TOTAL
Number of Families with Children (Family Households):	104	12	27	143
1. Number of Persons in Families with Children	422	40	94	556
2. Number of Single Individuals and Persons in Households without Children	627	240	99	966
Total Homeless Persons (Unsheltered)	1,049	280	193	1,522
Unsheltered Chronically Homeless	270	55	29	354

A comparison of the Point-In-Time-Count between 2005 and 2007 shows that there was a large increase (38%) in the homeless population count for Maui county this year while there was a slight decrease (2%) in the homeless population for the Big Island and a larger decrease (17%) in the homeless population for Kauai. A key point to remember is that the counts could differ day by day for various reasons. Weather and other factors could play a significant role in affecting the counts.

UNSHELTERED CHRONICALLY HOMELESS

For all islands, there were significant increases in the "unsheltered chronically homeless" populations. A chronically homeless person is defined as an unaccompanied homeless individual with a disabling condition who has either been continuously homeless for a year or more or has had at least four episodes for homelessness in the past three years. To be considered chronically homeless, a person must have been sleeping in a place not meant for human habitation and/or in an emergency shelter during that time. An episode is a separate, distinct and sustained stay on the streets and/or in an emergency shelter.

Overall, for the three islands, there was a significant increase of 50% of the unsheltered chronically homeless. Both Maui and Kauai saw their totals more than double while the Big Island saw an increase of over 25%. The main reason for the differences could be explained in the different methodologies used for both years. In 2005, the count for the "unsheltered chronically homeless" population was done through observation. This year, a survey was used to ask if the unsheltered homeless person had been diagnosed with or received treatment for certain conditions in the last 3 years. Those conditions included: severe health problems such as diabetes or hypertension; physical disability; chronic alcohol abuse; chronic drug abuse; schizophrenia, bipolar disorder, major depression, post-traumatic stress disorder, or other mental illness; HIV or AIDS-related illnesses; hepatitis; and victim of domestic abuse. If they answered 'yes' to the question and had either been continuously homeless for a year or more or had at least four episodes for homelessness in the past three years, then they fit the definition of being "unsheltered chronically homeless." The person chosen for the survey was selected randomly.

The following is an explanation of how the estimate of the "unsheltered chronically homeless" was derived for each county:

Questions 4, 5, and 6 of the survey were used to project the number of chronically homeless persons in the 2007 Homeless Survey. To get an estimate of the chronically homeless population on each Neighbor Island, we first calculated the sampling fraction for each survey, which is the survey sample size divided by the total estimated homeless population. We then take the number of homeless persons with severe or chronic health conditions or who had at least four episodes for homelessness in the past three years found in each survey and divide this number by the sampling fraction to obtain an estimate of the number of homeless with severe or chronic health conditions on that island.

Severe or chronic health conditions asked in the survey included the following: diabetes or hypertension; physical disability; chronic alcohol abuse; chronic drug abuse; schizophrenia, bipolar disorder, major depression, post-traumatic stress disorder, or other mental illness; HIV or AIDS-related illnesses; hepatitis; and victim of domestic abuse. An episode is a separate, distinct and sustained stay on the streets and/or in an emergency shelter.

For the Big Island survey, the number of homeless with severe or chronic health conditions found in the survey, 26, is divided by the sampling fraction, resulting in an estimate for the island of 344 chronically homeless persons.

**Projected Chronically Homeless Population
2007 Homeless Survey**

	Big Island
Population	1,018
Sample	77
Sampling fraction [1]	0.0756
Number diagnosed in survey [2]	26
Projected chronically homeless population [3]	344

- [1] Sample divided by population
- [2] Number who answered 4 or more times to Q4 or both more than 1 year in Q5 and yes to Q6
- [3] Number in survey divided by sampling fraction

For Maui, the 25 homeless with severe or chronic health conditions found in the survey is divided by the sampling fraction for an estimate for the island of 133 chronically homeless persons.

**Projected Chronically Homeless Population
2007 Homeless Survey**

	Maui
Population	387
Sample	79
Sampling fraction [1]	0.2041
Number diagnosed in survey [2]	25
Projected chronically homeless population [3]	122

- [1] Sample divided by population
- [2] Number who answered 4 or more times to Q4 or both more than 1 year in Q5 and yes to Q6
- [3] Number in survey divided by sampling fraction

For the survey on Kauai, the number of homeless with severe or chronic health conditions found, 12, when divided by the sampling fraction, results in an estimate for the island of 69 chronically homeless persons.

**Projected Chronically Homeless Population
2007 Homeless Survey**

	Kauai
Population	160
Sample	28
Sampling fraction [1]	0.1750
Number diagnosed in survey [2]	12
Projected chronically homeless population [3]	69

[1] Sample divided by population

[2] Number who answered 4 or more times to Q4 or both more than 1 year in Q5 and yes to Q6

[3] Number in survey divided by sampling fraction

HOMELESSNESS POPULATIONS BY COUNTY

The following are the summaries of the point-in-time counts for each rural county.

Summary of Homelessness Population and Subpopulations By County (2007)

BIG ISLAND

	Areas	Family Households	Families With Children	Adults Without Children	Total Homeless
1	Hawaiian Oceanview Estates	1	5	7	12
2	Kailua North	0	0	50	50
3	Kailua South	0	0	17	17
4	South Kohala	0	0	0	0
5	North Kohala	0	0	1	1
6	South Kona	5	25	10	35
7	North Hilo	0	0	12	12
8	Kau	0	0	2	2
9	Hawaiian Acres/Aloha Estates/Pacific Paradise	5	23	26	49
10	Eden Roc/Fern Acres/Glenwood	3	8	9	17
11	Fern Forest North/Mountain View-Kurtistown	66	321	74	395
12	South Volcano	18	46	48	94
13	North Volcano	3	8	5	13
14	Fern Forest South	1	5	0	5
15	Southeast Puna	3	9	16	25
16	Northeast Puna	8	18	9	27
17	Orchidland-Ainaloa	4	16	30	46
18	Keaau-HPP	10	20	18	38
19	Pahoa-Hawaiian Beaches	1	5	8	13
20	South Hilo	0	0	0	0
21	Downtown Hilo	7	25	142	167
	Total	135	534	484	1018

Summary of Homelessness Population and Subpopulations By County (2007)

MAUI

	Areas	Family Households	Families With Children	Adults Without Children	Total Homeless
1	Central Maui: Kahului, Wailuku, Paia, Spreckleville, Kanaha	16	48	147	195
2	Lower Waiehu	3	14	7	21
3	Upcountry: Haliimaile, Pukalani, Kula, Haiku	1	2	44	46
4	Lahaina	0	0	31	31
5	Kihei	10	19	68	87
6	Hana	1	5	2	7
	Total	31	88	299	387

Summary of Homelessness Population and Subpopulations By County (2007)

KAUAI

	Areas	Family Households	Families With Children	Adults Without Children	Total Homeless
1	Haena Beach Park	0	0	18	18
2	Hanalei Pavilion	0	0	1	1
3	Hanalei Pier	1	4	15	19
4	Anini Beach Park	2	11	20	31
5	Kilauea Town	1	4	6	10
6	Anahola Beach Park	1	7	3	10
7	Kapaa Beach Park	0	0	10	10
8	Lydgate	0	0	2	2
9	Nukolii	0	0	0	0
10	Ahukini Pier	0	0	0	0
11	Hanamaulu Beach Park	2	8	11	19
12	County Building	0	0	12	12
13	Anchor Cove Pine Trees	0	0	1	1
14	Niumalu Small Boat Harbor	0	0	1	1
15	Kaiola Canoe Club	0	0	0	0
16	Port Allen	0	0	0	0
17	Salt Pond Beach Park	0	0	6	6
18	Burns Air Field	0	0	3	3
19	Lucy Wright Beach Park	2	10	4	14
20	Kekaha Community Center	0	0	0	0
21	2nd Ditch	0	0	3	3
	Total	9	44	116	160

SHELTERED HOMELESS

A count of the sheltered homeless for all service providers was conducted on the same day as the unsheltered Point-In-Time Count. The data were collected on Friday, January 26, 2007 for Kauai and on Wednesday, January 31, 2007 for both Maui and the Big Island. Maui and the Big Island experienced significant decreases in the numbers of the sheltered homeless this year compared to 2005, while Kauai had an increase among the sheltered homeless this year compared to 2005.

Summary of Sheltered Homelessness Population and Subpopulations by County (2007)

	BIG ISLAND	MAUI	KAUAI	TOTAL
Number of Families with Children (Family Households):	41	65	15	121
1. Number of Persons in Families with Children	154	207	48	409
2. Number of Single Individuals and Persons in Households without Children	118	170	49	337
Total Homeless Persons (1+2)	272	377	97	746

Summary of Sheltered Homelessness Population and Subpopulations by County (2005)

	BIG ISLAND	MAUI	KAUAI	TOTAL
Number of Families with Children (Family Households):	61	73	14	148
1. Number of Persons in Families with Children	228	258	41	527
2. Number of Single Individuals and Persons in Households without Children	165	209	14	388
Total Homeless Persons (1+2)	393	467	55	1,063

SUBPOPULATION DATA OF SHELTERED HOMELESS

The following is a breakdown by island of the type of population of the homeless. There is no comparative data available for 2005.

Summary of Sheltered Homelessness Subpopulations by County (2007)

	BIG ISLAND	MAUI	KAUAI	TOTAL
Chronically Homeless* in Emergency Shelter Only	12	6	0	18
People with a Serious Mental Illness	93	16	20	129
Chronic Substance Abuse	17	37	24	78
Number of Veterans	3	22	0	25
People with HIV/AIDS	1	2	5	8
Victims of Domestic Violence	27	33	9	69
Number of Youth (under 18)	92	123	25	240
Number of Adults (18 and older)	27	138	14	179
Total Homeless Persons (Sheltered)	272	377	97	746

**chronically homeless is an unaccompanied homeless individual (not living with his/her family) with a disabling condition (diagnosable substance use disorder, serious mental illness, developmental disability, and/or chronic physical illness/disability) who has either been continuously homeless for a year or more OR has had at least (4) episodes of homeless in the past (3) years. Persons must be sleeping in a place not meant for human habitation (e.g. living on the streets) and/or in an emergency homeless shelter during that time.*

NEW INTAKES (2007)

The following is the Emergency and Transitional Shelter counts for each island. These counts were taken on the same day as the Point-In-Time-Count for each island. The data were collected on Friday, January 26, 2007 for Kauai and on Wednesday, January 31, 2007 for both Maui and the Big Island. There is no comparative data available for 2005.

New Intakes	BIG ISLAND	MAUI	KAUAI	TOTAL
New Intakes (persons who were there at the night of the count but not there the night before)	23	0	1	24
Outdoors**	1	0	0	1
In a Public Shelter***	21	0	0	21
In a Home****	1	0	1	2
Other Indoor Shelters*****	0	0	0	0
Total Homeless Persons (Sheltered)	46	0	2	48

***Outdoors includes any place not under a roof: Beaches, parks, anyplace open to the elements, temporary shelters such as tents, lean-to's own or one that belongs to someone else, or staying in a building that is not meant for residence*

****In a public shelter is for homeless persons, whether in a group or single. It does not include staying in a private residence either one's own or one that belongs to someone else, or staying in a building that is not meant for residence*

*****In a home includes one's own home, that of a friend or family members, or a rented room. It does not include staying in a hotel, or other temporary residence of short-term rent.*

******Includes all other indoor shelters not meant for human habitation: sleeping in abandoned buildings, in public buildings other than shelters, or other buildings not intended for human habitation, including churches, schools, etc.*

UNSHELTERED AND SHELTERED HOMELESS COUNTS FOR 2007 AND 2005

A comparison between this year (2007) and 2005 of both unsheltered and sheltered counts of the homeless population shows that the numbers increased slightly for both Maui and Kauai while the Big Island's numbers dropped over ten percent. During this same period, Maui's unsheltered counts increased while they decreased for both Kauai and the Big Island. The Big Island was the only island where the counts for both the sheltered and unsheltered declined from the last count in 2005.

Summary of Unsheltered and Sheltered Homelessness Subpopulations by County (2007)

BIG ISLAND

	Unsheltered BIG ISLAND	Sheltered BIG ISLAND	TOTAL BIG ISLAND
Number of Families with Children (Family Households):	135	41	176
1. Number of Persons in Families with Children	534	154	688
2. Number of Single Individuals and Persons in Households without Children	484	118	602
Total Homeless Persons (1+2)	1,018	272	1,290

MAUI

	Unsheltered MAUI	Sheltered MAUI	TOTAL MAUI
Number of Families with Children (Family Households):	31	65	96
1. Number of Persons in Families with Children	88	207	295
2. Number of Single Individuals and Persons in Households without Children	299	170	469
Total Homeless Persons (1+2)	387	377	764

KAUAI

	Unsheltered KAUAI	Sheltered KAUAI	TOTAL KAUAI
Number of Families with Children (Family Households):	9	15	24
1. Number of Persons in Families with Children	44	48	92
2. Number of Single Individuals and Persons in Households without Children	116	49	165
Total Homeless Persons (1+2)	160	97	257

Summary of Unsheltered and Sheltered Homelessness Subpopulations by County (2005)

BIG ISLAND

	Unsheltered BIG ISLAND	Sheltered BIG ISLAND	TOTAL BIG ISLAND
Number of Families with Children (Family Households):	104	61	165
1. Number of Persons in Families with Children	422	228	650
2. Number of Single Individuals and Persons in Households without Children	627	165	792
Total Homeless Persons (1+2)	1,049	393	1,442

MAUI

	Unsheltered MAUI	Sheltered MAUI	TOTAL MAUI
Number of Families with Children (Family Households):	12	73	85
1. Number of Persons in Families with Children	40	258	298
2. Number of Single Individuals and Persons in Households without Children	240	209	449
Total Homeless Persons (1+2)	280	467	747

KAUAI

	Unsheltered KAUAI	Sheltered KAUAI	TOTAL KAUAI
Number of Families with Children (Family Households):	27	12	39
1. Number of Persons in Families with Children	99	41	140
2. Number of Single Individuals and Persons in Households without Children	94	14	108
Total Homeless Persons (1+2)	193	55	248

ACKNOWLEDGEMENTS

FAQ Hawaii would like to acknowledge the following people for their time and cooperation in coordinating the point-in-time count for their respective islands.

OAHU

Sandra Miyoshi
Brian Johnson

KAUAI

Stephanie Fernandes
Meghan Boring

MAUI

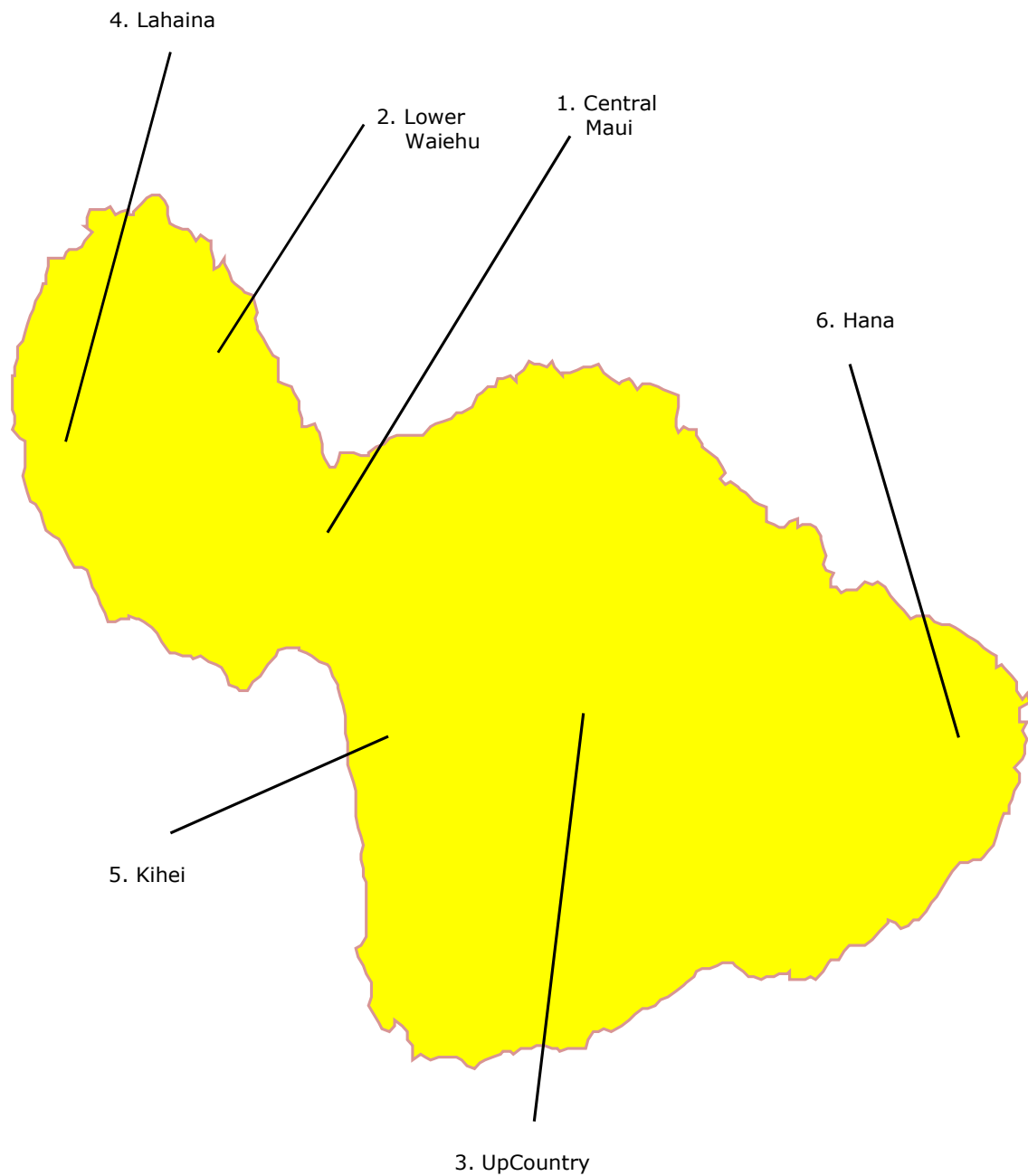
Maude Cumming
Ed Gazmen
Patrick Foyle

BIG ISLAND

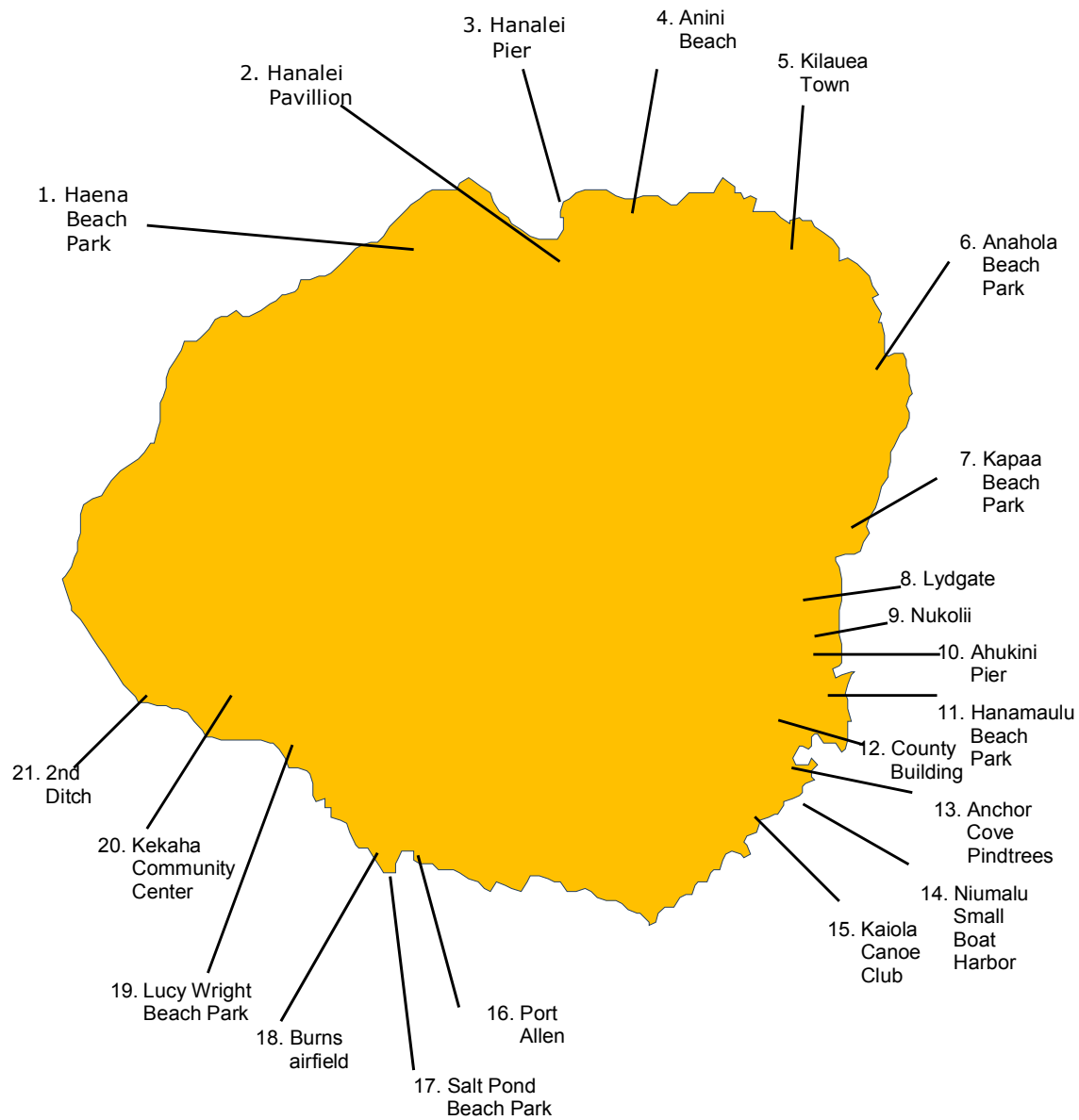
Jeremy McComber
Brandee Menino
Josephine Ibarra

We would also like to thank the many volunteers on each island who helped to make this year's Point-In-Time Count successful on each island.

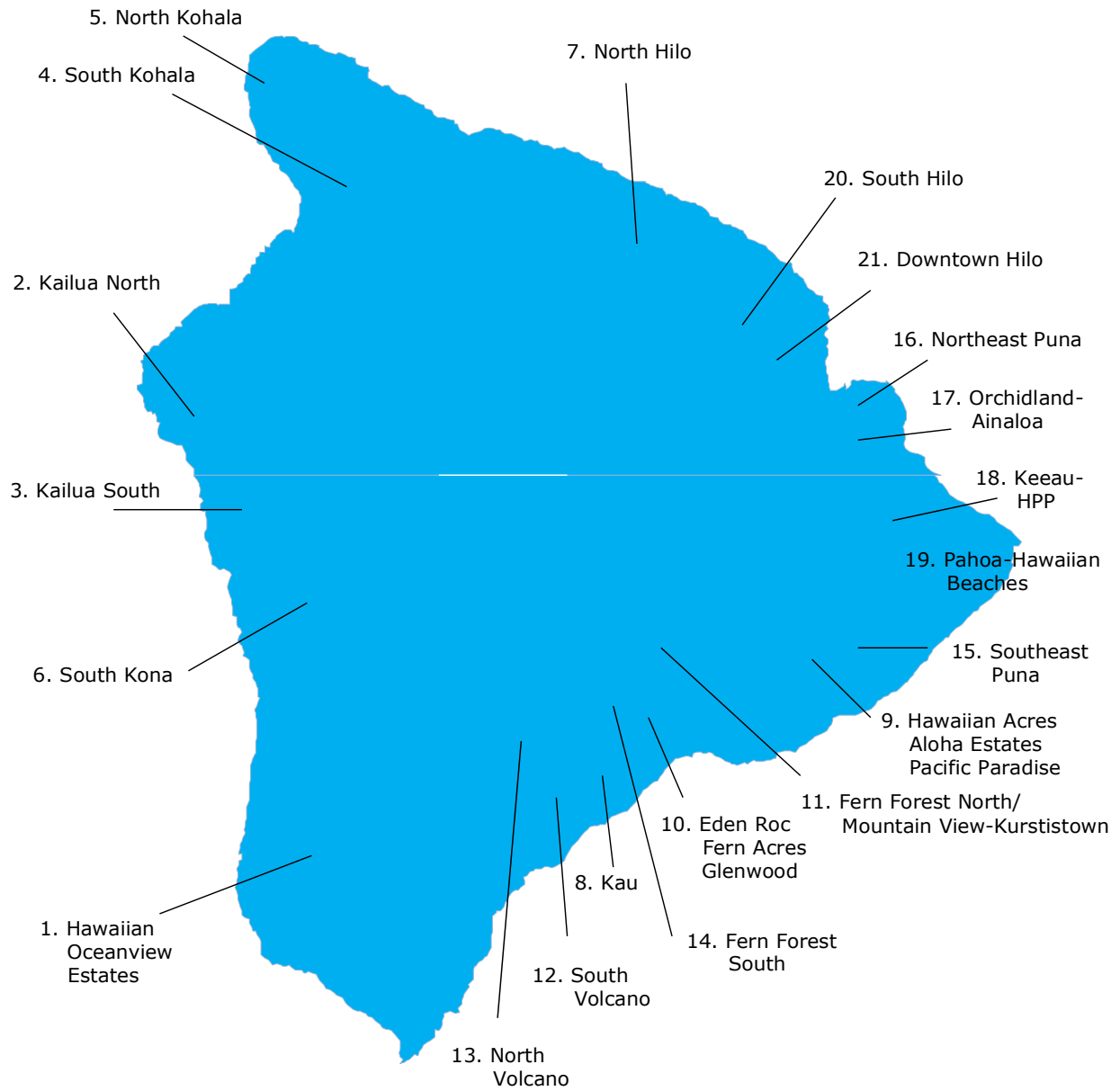
APPENDIX A



MAUI



KAUAI



HAWAII

APPENDIX B

APPENDIX C

Projected Results for 2007 Homeless Population Survey
Results are weighted

	Total		Big Island		Maui		Kauai	
	No.	%	No.	%	No.	%	No.	%
Q1. Whether they are with you right now or not, do you usually have family members with you?								
Yes	622	39	410	40	132	34	69	43
No	976	61	608	60	255	66	91	57
Total	1,598	100	1,018	100	387	100	160	100
Q2. How many other family members are usually with you?								
1	137	22	66	16	44	33	23	33
2	147	24	93	23	34	26	17	25
3	104	17	66	16	29	22	6	8
4	87	14	66	16	20	15		
5	77	12	66	16	5	4	6	8
6	30	5	13	3			17	25
7	13	2	13	3				
13	13	2	13	3				
15	13	2	13	3				
Total	622	100	410	100	132	100	69	100
Q3. And how many of those family members are children under the age of 18?								
0	153	25	66	16	54	41	29	42
1	112	18	79	19	24	19	6	8
2	152	24	119	29	20	15	11	17
3	151	24	119	29	24	19	6	8
4	35	6	13	3	10	7	11	17
5	6	1					6	8
7	13	2	13	3				
Total	622	100	410	100	132	100	69	100
Q4. How many times have you been homeless in the past three (3) years?								
1st Time	960	60	595	58	220	57	126	79
2nd Time	223	14	132	13	73	19	11	7
3rd Time	220	14	145	14	64	16	6	4
4th Time	22	1			15	4	6	4
5th or More Time	128	8	106	10	10	3	11	7
Blank/No Answer	45	3	40	4	5	1		
Total	1,598	100	1,018	100	387	100	160	100
Q5. How long have you been homeless this time?								
Less than one month	54	3	26	3	15	4	11	7
1 to 3 months	139	9	79	8	39	10	17	11
4 to 6 months	339	21	278	27	24	6	34	21
7 to 12 months (1 year)	295	18	145	14	122	32	17	11
1 to 2 years	226	14	145	14	59	15	17	11
3 to 4 years	223	14	119	12	54	14	46	29
5 to 10 years	218	14	159	16	44	11	11	7
11 years or more	77	5	40	4	29	8	6	4
Blank/No Answer	26	2	26	3				
Total	1,598	100	1,018	100	387	100	160	100